



ST. MARY'S COLLEGE

SULTHAN BATHERY, WAYANAD
KERALA, 673592


A Postgraduate Aided Arts & Science College of Malankara Orthodox Syrian Church Affiliated to the University of Calicut

NAAC ACCREDITED WITH 'A' GRADE

FEEDBACK REPORT ON CURRICULUM

2021-22




PRINCIPAL
ST. MARY'S COLLEGE
SULTHAN BATHERY
WAYANAD-673 592

REPORT ON THE FEEDBACK OF TEACHERS ON CURRICULUM

2021-22

Satisfaction of teachers on the curriculum to teach students must be considered for better revisions in the curriculum in the future. The present study thus covers the feedback of teachers on the curriculum. For this, a questionnaire is designed by the experts of IQAC team and collected the response through a google form shared through Whats App Group. The factors considered for the study are syllabus covers basic as well as advanced topics for subjects, the syllabus specified adequate books for reference, the syllabus can be comfortably covered and delivered, the syllabus provides room for participatory learning, weightage provided for each component for internal assessment, curriculum highlights value based learning, the curriculum helps in the overall development of the student, and The course outcome, program outcome, program-specific outcome specified for the curriculum is attainable and suitability of curriculum. As it is aided college, the development of curriculum is within the control of University of Calicut. But still conducting a study helps the teachers to express their opinion on the syndicate meeting for discussing about the revision of curriculum when university calls for.

The mean score and standard deviation of each parameter is inspected to know the average perception of each factor and from there overall mean score of satisfaction of teachers on the curriculum is also assessed.

Table-1

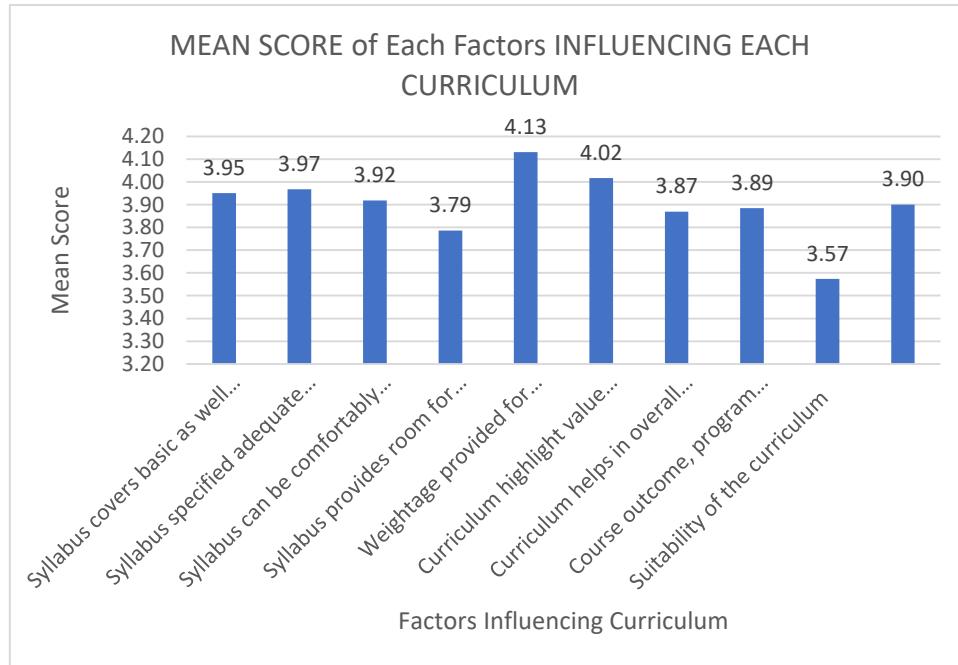
Showing the Mean Score and Standard Deviation of Each Factor on the Satisfaction of Teachers on The Curriculum

Sl.No	Factor	Mean Score	Standard Deviation
1	Syllabus covers basic as well as advanced topics for subjects	3.95	0.88
2	Syllabus specified adequate books for reference	3.97	0.80
3	Syllabus can be comfortably covered and delivered.	3.92	0.80
4	Syllabus provides room for participatory learning	3.79	0.82
5	Weightage provided for each component for internal assessment	4.13	0.64
6	Curriculum highlight value based learning	4.02	0.79
7	Curriculum helps in overall development of students	3.87	0.85
8	Course outcome, program outcome and program specific outcome specified for the curriculum is attainable	3.89	0.69
9	Suitability of the curriculum	3.57	1.01
10	Overall Satisfaction of Teachers on the Curriculum	3.90	0.81

For an easy understanding of the table, the figures are also plotted in a bar graph given below as figure-1.

Figure-1

Showing the Mean Score of Each Factor on the Satisfaction of Teachers on The Curriculum



The mean score on each factor explains that teachers are mostly satisfied with the weightage provided for each component for internal assessment and least with the space provided for participatory learning for students. The overall mean score of satisfaction stood at 3.91. The standard deviation of each factor lies close to zero for each factor indicating a consistent opinion.

REPORT ON THE FEEDBACK OF STUDENTS ON CURRICULUM

2021-22

Students are the ultimate stakeholders who gets benefit on the curriculum prepared by the University. Hence, the college seeks to know the satisfaction of students to know whether the curriculum serves the purpose and objectives of students. This study thus aims to focus on the satisfaction of students on the curriculum. But as it is an aided college, the revision of curriculum is not within the control of college because it is within the control of university Still the study move ahead with testing the satisfaction of the students on the curriculum planned in the hope of able to give suggestion during the time of gathering syndicate meeting to revise the curriculum or syllabus and those suggestions will be implemented. The factors considered in the study are about syllabus covering the basic features of subject, specification of adequate books in the reference of syllabus, option given in the curriculum to choose open course and language, option given in the curriculum to elect elective subjects in the semester according to their wish, adequate time to cover the syllabus, opportunity given in the curriculum for participatory learning, suitability for placement/industry opportunities, curriculum provides value learning, helps in overall development of students, willingness given by students to recommend this course to others.

All these factors are tested on a five point likert scale and an average score is computed based on the above factors. The study used average to find out the mean satisfaction on the parameters discussed above and standard deviation score to know whether there is any difference in the opinion among students. To test this a structured questionnaire is designed on the above said parameters in a google form and shared it to students through Whats App Group. The results of the test is showed in table given below.

Table-1

Showing the mean score and Standard Deviation of Each Factor on the Satisfaction of Teachers on the Curriculum

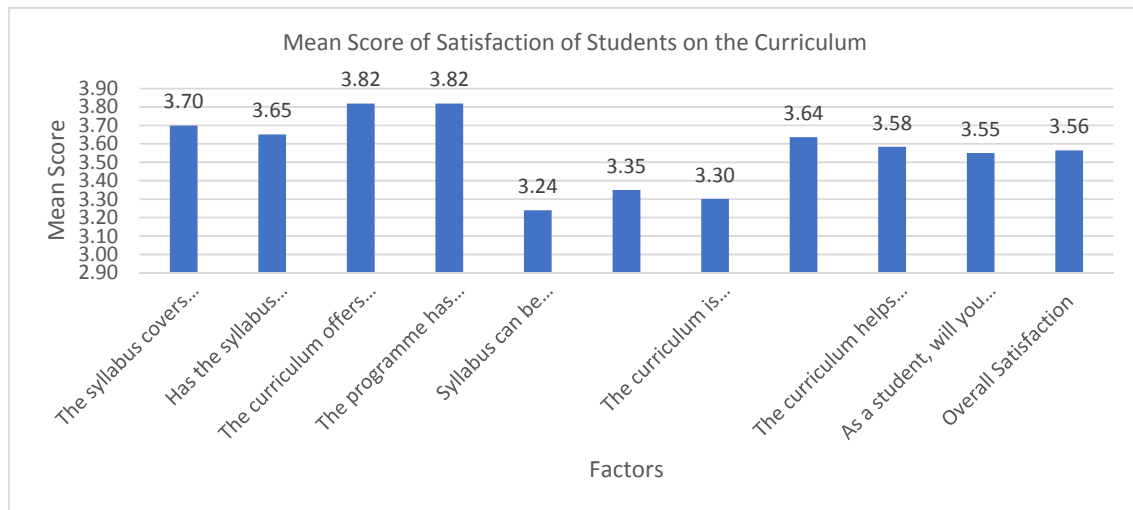
Sl.No	Factor	Mean Score	Standard Deviation
1	The syllabus covers the basic features of each subject.	3.70	0.77
2	Has the syllabus specified adequate books for references.	3.65	0.67
3	The curriculum offers options to choose courses from various departments (open courses, languages etc..)	3.82	0.77
4	The programme has the option for electives in a semester.	3.82	0.84
5	Syllabus can be comfortably covered in the semesters	3.24	0.93
6	The curriculum provides opportunity for participatory and experiential learning in the form of field visits, projects and assignments, Industrial visits or study tours etc..	3.35	1.00
7	The curriculum is suitable for placement/industry opportunities.	3.30	0.90
8	The curriculum highlights value-based learning (through audit courses like environment, gender equity, human rights).	3.64	0.69

9	The curriculum helps in the overall development of the student(in terms of knowledge and skill).	3.58	1.05
10	As a student, will you suggest the course/programme to others?	3.55	0.98
11	Overall Satisfaction Score	3.56	0.86

The result of the analysis in the table-1 given above are illustrated in figure-1 given below for a better understanding.

Figure-1

Showing the Mean Score of Each Factor on the Satisfaction of Students on The Curriculum



The mean score on each factor shows that students are most satisfied on the factor option given to the students in choosing second language and electives in a semester. The least score given by the students is on the factor suitability of curriculum for placement. The overall mean score of satisfaction stood at 3.56. The standard deviation of each factor lies close to zero in all the factors which indicates a consistent opinion among all.



ST. MARY'S COLLEGE

SULTHAN BATHERY, WAYANAD
KERALA, 673592

A Postgraduate Aided Arts & Science College of Malankara Orthodox Syrian Church Affiliated to the University of Calicut

NAAC RE-ACCREDITED WITH 'A' GRADE

PRINCIPAL
JOHN MATHAI

REPORT ON CURRICULUM FEEDBACK ON ALUMNI

(2021-22)

An academic institution becomes more student-centric only when the alumni group of students recommends that institution to their friends and relatives. With respect to the feedback of Alumni over the curriculum of the study center they studied has to be evaluated. The result of the analysis is depicted below in table-1.


Table-1

Showing Feedback of Alumni on the Curriculum

Factors	Standard Deviation	Mean Score	Rank
Curriculum is effective in developing innovative thinking	0.68	3.85	3
The curriculum helps in overall development (in terms of knowledge and skill)	0.80	3.86	2
Syllabus is need based with respect to the recent advancements	0.80	3.84	4
Curriculum is effective for entrepreneurship	1.06	3.52	7
The college provides opportunities for holistic development of the student by way of activities of Arts Club, Sports and Games, Associations, Clubs, NSS, NCC etc.	0.79	4.01	1
The curriculum is suitable for placement/industry opportunities	1.05	3.35	8
The curriculum helps graduates to contribute to the society in a professional, responsible, and ethical manner.	0.80	3.67	6
Would you suggest the course with the existing curriculum to others?	0.86	3.68	5
Overall	0.86	3.72	

The results of the above table is illustrated in a graph given below.




PRINCIPAL
ST. MARY'S COLLEGE
SULTHAN BATHERY, WAYANAD, KERALA, 673592



ST. MARY'S COLLEGE

SULTHAN BATHERY, WAYANAD
KERALA, 673592

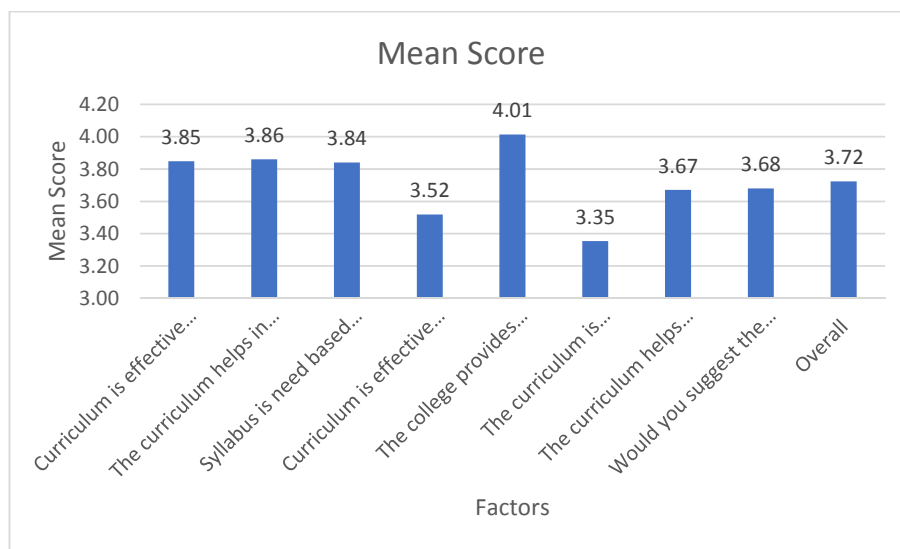
A Postgraduate Aided Arts & Science College of Malankara Orthodox Syrian Church Affiliated to the University of Calicut

NAAC RE-ACCREDITED WITH 'A' GRADE

PRINCIPAL
JOHN MATHAI

Figure-1

Showing Graphical Analysis of Mean Score of Feedback of Alumni on their Curriculum



The mean score of the factors tested shows highest influenced factor is the college provides opportunities for holistic development of the student by way of activities of Arts club, sports and games associations, clubs, NSS, NCC etc which stood at 4.01. The second most influential factor is syllabus is need-based with respect to recent advancements 3.86. The third most influential factor is the effectiveness of the curriculum in developing innovative thinking. The least influential factor is the curriculum is suitable for placement/industry opportunities. The second least influential factor is the effectiveness of the curriculum for entrepreneurship. The curriculum helps graduates to contribute to society in an ethical manner.

